

PowerWAVE 6000

(60-500 kVA 500 kW)



The best combination of energy efficiency, reliability and low cost of ownership – capacity from 60 kVA to 5 MVA.

PowerWAVE 6000

Single unit capacities from 60 kVA to 500 kVA

Capacity up to 5 Megawatts (5 MVA) with 10 units in parallel

Power density of up to 363kW/m²

High efficiency and minimum cost of ownership

Low input harmonic distortion: THDi =3.5%

Near unity input power factor of 0.99

Fully rated output power (blade friendly)

Full front access maximises system serviceability

Transformerless design

Fully DSP (Digital Signal Processing) controlled

Three-phase UPS delivers the best combination of availability, energy efficiency, overall power performance and lowest total cost of ownership in its class.

Offering both intelligent energy management and maximum power protection it uses less energy, achieves significant cost reductions, saves on valuable floor space (leaving room for revenue-earning equipment) and has a reduced impact on the environment.



Highest load availability

Productivity maximised

Reliability maximised

Availability maximised

The PowerWAVE 6000 incorporates redundant critical circuits (RCC) to effectively eliminate all single points of failure, and provide class-leading system reliability and load availability. PowerWAVE 6000 UPS can be paralleled up to 5 MVA, accommodating even the highest levels of load availability and/or redundancy.

Improved input performance

Low input harmonic distortion (THDi)

Near unity input power factor

Reduced installation costs

PowerWAVE 6000 manages the Total Input Harmonic Distortion (THDi) at a low level (3.5% at 100% load). It does this by neutralising the emission of harmonics at the input of the UPS. Low harmonic distortion saves unnecessary oversizing of generators, cabling and ancillary equipment (such as circuit breakers), avoids extra heating of input transformers (thus wasting less energy) and extends the lifetime of all input components.

High efficiency is further enhanced by removing any requirement for additional phase compensating devices.

Flexible batteries

Bespoke configuration

Extended battery life

Front access for ease of installation and servicing

PowerWAVE 6000 allows the freedom to tailor the battery installation to the requirements of the critical load at the lowest possible cost. By adding external battery cabinets, it enables each battery configuration to match the required autonomy, ensuring smallest system footprint and easy usability.

Running costs are further reduced by ripple-free and temperature controlled chargers that protect batteries and extend life-time performance. Front access also aids easy installation and servicing.

Product range

60–120 kVA



Dimensions
W x H x D (mm)

615 x 1954 x 480
Footprint: 0.3m²

160–200 kVA



Dimensions
W x H x D (mm)

850 x 1820 x 750
Footprint: 0.64m²

250–300 kVA



Dimensions
W x H x D (mm)

1100 x 1920 x 750
Footprint: 0.82m²

400–500 kVA



Dimensions
W x H x D (mm)

1650 x 2094 x 850
Footprint: 1.4m²

Blade friendly

Supports high powered servers such as blade servers

Supports leading power factors

Blade servers typically have a leading power factor and this can present problems to those UPS systems that are not designed to manage such loads. The PowerWAVE 6000 is designed to power all types of electrical loads, including high-powered servers. It can provide fully rated output power to power factors from 0.9 leading to 0.9 lagging.

Space saving

Reduced footprint

Valuable floor space maximised

PowerWAVE 6000's class-leading power density (up to 363kW/m²) is driven by the UPS's small physical footprint of 0.3m² up to 120 kVA, 0.64m² up to 200 kVA, 0.82m² up to 300 kVA, and 1.4m² up to 500 kVA. As a result, substantial and valuable space savings are achieved even at the highest power ratings.

For data centres in particular, this helps to maximise floor space for revenue-earning servers.

Connectivity

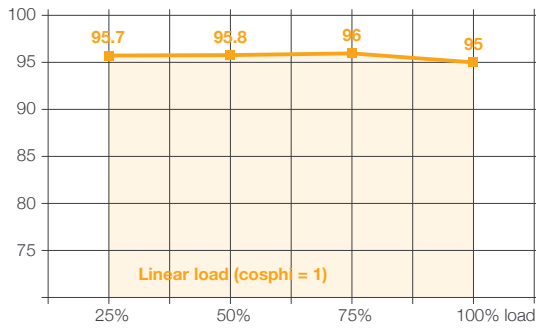
Multiple interface options

Supports monitoring and control

PowerWAVE 6000 is equipped with multiple interfaces that can be used for local and remote monitoring, status signalling, control, maintenance and firmware upgrade.

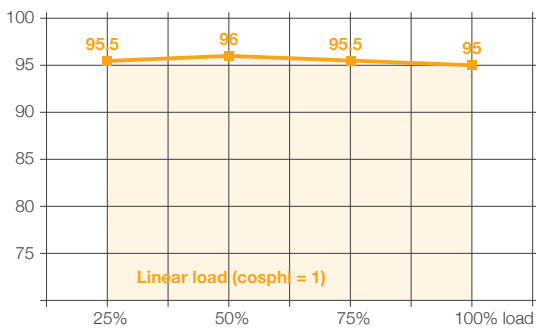
Understanding efficiency and power

AC-AC efficiency (60–120)



Top-of-market 96% efficiency in double conversion mode reduces running costs without compromising reliability. This UPS has a very flat efficiency curve so high efficiency is reached at low load levels.

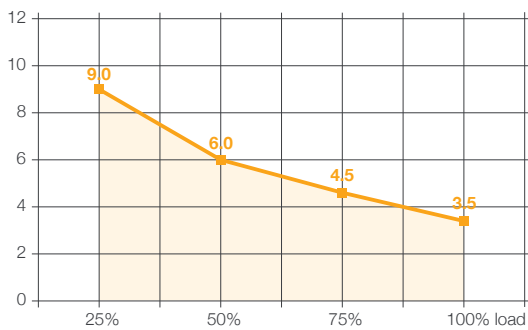
AC-AC efficiency (160–500)



With a transformerless design and Energy Saving Inverter Switching (ESIS) technology, the PowerWAVE 6000 delivers high efficiency at partial and full load (up to 96% in double conversion online mode). This level of efficiency dramatically reduces the total cost of ownership of the UPS system during its life cycle.

In addition to lower operating costs, the PowerWAVE 6000 extends the service life of components, thereby greatly increasing overall power performance.

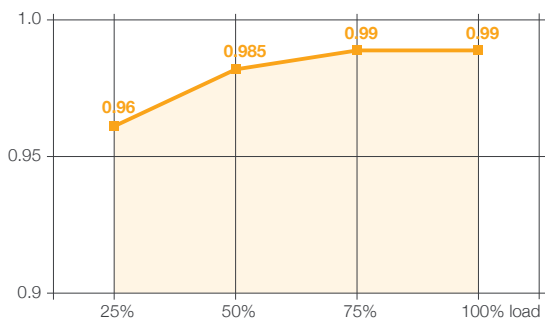
Input current total harmonic distortion (THDi)



The PowerWAVE 6000 actively manages the input current total harmonic distortion (THDi) at a low level (3.5% at 100% load). PowerWAVE's unique technology neutralises the emission of harmonics at the input of the UPS system, providing greater reliability of operations for circuit breakers and extending the overall service life of the equipment.

Low harmonic distortion saves unnecessary oversizing of gensets, cabling and circuit breakers, avoids extra heating of input transformers and extends the overall service life of all upstream components.

Input power factor versus load



Thanks to the near-to-unity input power factor of 0.99, the PowerWAVE 6000 reduces the input installation costs by enabling the use of smaller cables. Furthermore, it avoids the unnecessary use of additional phase compensating devices, which consequently keeps the overall UPS efficiency high.



**Uninterruptible Power
Supplies Ltd,**

Woodgate,
Bartley Wood Business Park,
Hook, Hampshire RG27 9XA

Tel: 01256 386700

Fax: 01256 386701

Email: sales@upspower.co.uk
